


# Welcome

## Kate's World

Hi, I'm Kate. It's my birthday today. Look at my cool bike!



1

Speak

Hello, I'm *Lucy*.  
What's your name?

How are you?

How old are you?

My name is *Joe*.

I'm fine, thanks.

I'm *nine* years old.





# Ricco's World



Hi! How old are you?

Hi, Ricco. I'm nine years old!

## Sing

Welcome everyone  
To Junior B.  
Come and meet,  
Ricco and Me!  
  
Hello, everyone.  
How are you today?  
Let's have fun with  
Ricco and Kate!

### 2 Write in the correct order.

Ee Dd Bb Aa Cc Ff  
.....

Nn Ss Qq Oo Pp Rr  
.....

Ll Jj Hh Gg Ii Mm Kk  
.....

Zz Uu Yy Tt Ww Xx Vv  
.....

3 Write.



- |          |          |              |               |
|----------|----------|--------------|---------------|
| 1. one   | 6. six   | 11. ....     | 16. sixteen   |
| 2. two   | 7. seven | 12. twelve   | 17. seventeen |
| 3. three | 8. eight | 13. ....     | 18. ....      |
| 4. ....  | 9. ....  | 14. fourteen | 19. nineteen  |
| 5. five  | 10. ten  | 15. fifteen  | 20. ....      |

4 Match.



- |                  |                   |                 |
|------------------|-------------------|-----------------|
| 1. teacher ..... | 4. chair .....    | 7. pencil ..... |
| 2. student ..... | 5. bag .....      | 8. pen .....    |
| 3. table .....   | 6. notebook ..... | 9. book .....   |



5 Write.

Sunday • Thursday • Saturday • Tuesday • Wednesday

1. Monday      2. ....

3. ....      4. ....

5. Friday      6. ....

7. ....

6 Circle. Then write.

brother family mumbabydadgrandmasistergrandpa

1. My ..... family.....

2. ....

3. ....

4. ....

5. ....

6. ....

7. ....

8. ....

7 Write a / e / i / o / u. Then match.

1. y ..... ll ..... w
2. p ..... r pl .....
3. p ..... nk
4. .... r ..... ng .....
5. gr ..... n
6. r ..... d
7. bl ..... .....

a      b      c

d      e      f      g

# The Fun Festival

Stick It



town



show

## Kate's World

The Fun Festival is in town. There's a show at the Fun Festival. Kate and her friends are at the show. They are happy! There are three actors in the show. There's a king, a queen and a dragon. The dragon is big and bad.



Scan & Speak



## Grammar



I **am** happy. – I'm happy.

You **are** happy. – You're happy.

He	] is 's	happy.	We	] are 're	happy.
She		You			
It		They			

### 1 Spot It Circle.

1. a queen
2. two kings
3. two dragons
4. three friends

### 2 Write **am** / **is** / **are**. Then write ✓ or X.

1. I ..... an actor. ....



2. It ..... a dragon. ....



3. You ..... bad! ....



4. We ..... friends. ....





friend

actor

king

queen

dragon

bad

• come on • I'm sorry.

• late

• o'clock

# Ricco's World



Come on, Ricco. It's eight o'clock. You're late!

I'm sorry.

Sing

We're late. We're late.  
 We're late. Oh, no!  
 We're late. We're late.  
 Come on. Let's go!

We're late. We're late.  
 It's eight! Oh, no!  
 It's eight. It's eight.  
 We're late. Let's go!

### 3 Write the short form.

1. She is an actor. .... the queen.
2. It is a red car. .... cool!
3. I am Sue. .... a student.
4. They are in town. .... happy.
5. You are a teacher. .... at school.

### 4 Speak

one • three • four • six • ten • twelve

Come on! It's *one* o'clock. You're late.

I'm sorry.





stage

crown

cupboard

forest



Scan &amp; Speak

## Ricco's World

- 1 There is a show. Look at the actors. They aren't on the stage!

Queen: Oh, no! We're late!  
Where is my crown?

Ricco: I can help you. Is it  
in the cupboard?

Queen: No, it isn't.

Ricco: Is it in the brown bag?

Queen: Yes, it is! Thanks, Ricco.



- 2 The actors are on the stage now. The king and queen are in the forest. The dragon can see the picnic.


*I am hungry. I like ham and cheese sandwiches but they're small. Kings and queens are big and they're tasty! Ha, ha, ha!*




- 3 Ricco can help the king and queen.



- 4 Ricco is on the tree. The tree is on the dragon. The king and queen are happy!







**1 Complete.** tree • bag • forest • small • hungry

1. The crown is in the .....
2. The king and queen are in the .....
3. The dragon is .....
4. The sandwiches are .....
5. Ricco is on the .....


## Grammar

I <b>am not</b> (I'm not) hungry.	Am I hungry? Yes, I <b>am</b> . / No, I'm <b>not</b> .
You <b>are not</b> (aren't) ...	Are you ... ? Yes, I <b>am</b> . / No, I'm <b>not</b> .
He / She / It <b>is not</b> (isn't) ...	Is she ... ? Yes, she <b>is</b> . / No, she <b>isn't</b> .
We / You / They <b>are not</b> (aren't) ...	Are they ... ? Yes, they <b>are</b> . / No, they <b>aren't</b> .

**2 Write am / am not / is / isn't / are / aren't.**

1. The sandwich ..... big.  
It ..... small. 
2. We ..... at school.  
We ..... in a forest. 
3. I ..... a good dragon.  
I ..... bad. 
4. The cats ..... on the chair.  
They ..... on the tree. 

**3 Listen** Listen and number.



**4 Speak**  
tree • king • queen • dragon





# Wait Your Turn!

Stick It



face

nose

ear




Scan & Speak

1 Kate and her brother Max are at the Fun Festival.  
Look, there's Andy. His face is white. He's got a black nose and big ears.



2 You can't stand there, Max! These children are in front of you. Let's wait.



4 Look at Kate and Max now!  
You've got a black nose and a red mouth. And I've got big black eyes!




1 Tick (✓).  
Who says ... ?



1. I want a cool face too!	
2. Let's wait.	
3. I'm sorry.	
4. I've got big black eyes!	





- want
- wait
- in front of
- behind

## Grammar

I  
You  
We  
They

**have got** big eyes.  
**'ve got** big eyes.

He  
She  
It

**has got** big eyes.  
**'s got** big eyes.



## 2 Read and tick (✓) the correct picture.

Dino and Biff are brothers. Dino has got orange hair and blue eyes. Biff has got a green face and a red mouth. His nose is small and black. Dino and Biff have got a ball. They are happy!



## 3 Write have got / has got. Then write ✓ or X.

1. The king ..... a notebook. ....
2. The king and queen ..... a cat. ....
3. They ..... crowns. ....
4. They ..... an umbrella. ....
5. The queen ..... a pencil. ....




## Sing

eyes, ears, nose and mouth,  
nose and mouth.  
eyes, ears, nose and mouth,  
nose and mouth.  
face and hair and nose and mouth.  
face, hair, nose and mouth,  
nose and mouth.

## 5 Speak ice cream • a pizza • a smoothie • a burger

# Wait Your Turn



Get ready for the Class Poster, p. 21 » Where do you wait your turn? Bring pictures.



# The Food Truck

Stick It



kids



hot dog



juice

It's one o'clock. The kids are hungry. They're thirsty too.

Man: Hello, kids.

Kate: Hello. Have you got burgers?

Man: No, we haven't. We've got hot dogs.

Kate: OK. I'd like two hot dogs, please.

Man: Would you like juice or milkshakes?

Kate: Milkshakes, please.

Man: We've got strawberry, banana and chocolate milkshakes.

Kate: I'd like two strawberry milkshakes, please.

Man: Here you are. Two hot dogs and two strawberry milkshakes.

Kate: Great, thanks.


1 Write ✓ or X.

At the  there are:

1. burgers .....
2. hot dogs .....
3. oranges .....
4. strawberry milkshakes .....







milkshake    strawberry    chocolate    thirsty

- great      • Would you like ... ?
- I'd like ...    • Here you are.
- please

## Grammar



I **haven't got** juice.      **Have** I got juice? Yes, I **have**. / No, I **haven't**.

He / She / It **hasn't got** ... .      **Has** he / she / it **got** ... ? Yes, he **has**. / No, he **hasn't**.

We / You / They **haven't got** ... .      **Have** we / you / they **got** ... ? Yes, we **have**. / No, we **haven't**.

---

He **has not (hasn't)** got ... .      We **have not (haven't)** got ... .

## Listen

Listen and draw a line.

Dora      Ben      Amy



2b Look at Exercise 2a and write **have got / haven't got / has got / hasn't got**.

1. Dora ..... a ball.
2. The boys ..... jackets.
3. The girls ..... bikes.
4. Ben ..... ice cream.
5. Amy ..... black hair.

## Role Play

burger • pizza • chocolate milkshake • ham sandwich • hot dog • orange juice

A: Hello. Have you got **burgers**?

B: No, I haven't. But I've got **hot dogs**.

A: OK. I'd like **a hot dog**.

B: Here you are.

A: Thanks.

